

Terms of use

By purchasing or downloading this file, you agree to the following:

- * This product is for personal or classroom use only.
- * No part of this document may be distributed, posted on the internet, sold or edited without permission of the author.
- * You may not use any part of this resource to create another resource.
- * You may share about the use of this resource on blogs and/or social media, but please credit the author and provide a link when possible.

Thank you for respecting my copyright.

ROOFTOPPING

B2/B2+

Lesson plan and notes:

This is a full lesson including the speaking, reading, vocabulary and listening activities for students of B2 and above. The order of activities is meant to smoothly introduce students to new vocabulary and practice both speaking and reading. However, when you go through the pages, T may decide to use individual elements that suit their needs.

Intro - picture discussion

Slide 3 - T shows different images that ss discuss. They answer the question above. The final image includes one more question for ss to answer.

Vocabulary practice - categorizing

Slide 4 - T shows words one by one and ss need to categorize them - Which of the words can be connected to 'rooftopping'. The answers may vary depending on the way that ss can justify their answers and find reasons.

Reading practice

Slide 5 - There are 2 comprehension activities that ss need to do based on the text which is also attached to the slide. SS can do them on their devices, or you can provide them with the copy of the text (included in the presentation) and later verify the answers in class.

Vocabulary practice

Slide 6 - contains different vocabulary activities that you can pick from.

1. Work out the meaning - by clicking the Headings T activates the exercise. SS need to find the words in the text and match them with the definitions given.
2. Quizlet - T can pick any type of the activities to reinforce the meaning of the words that ss studied.
3. Learningapps - matching activity - T can organize a race to engage ss more in learning vocabulary.

Video


Slide 7 - Youtube video showing the girl from the article. There are some questions included as well that ss need to answer.


Vocabulary review


Slide 8 - 2 quizlet activities that T can use to review ss 's knowledge of the vocabulary from the topic. T can pick between context sentences or paraphrasing that will help ss put the words they studied in the correct everyday context.

Final comments

Slide 9 - discussion, comment, presentation. T can use this page to conduct just a free discussion in class or ass individual ss to comment or even ask them to prepare a presentation for the class.

 Go back to the index page

 next page

 next item

 restart the set

 video



[download link](#)