

## HOW MANY CAN YOU NAME - TEACHER'S NOTES

The aim of the activity is to revise the vocabulary that ss already know and learn a few new ones. T can use it as a warm-up activity or a filler to animate the class. T tells the ss that they will have to name the things they will see when T moves the mouse around the page.

The set also includes the wordlists, both as a separate page in the presentation and as a pdf format. You can use them to mark which words the ss have named.

### GROUP VERSION 1

\* T divides ss into groups and then tells them to name each thing they can see. T moves the mouse cursor around the page, the ss shout the names of the things. T assigns points for every correct word. The group who names the most wins.

### GROUP VERSION 2

\* T divides ss into groups and tells them to write down all the names they know. When T is done, ss read all the words loud and T assigns points.


### INDIVIDUAL ACTIVITY


\* T asks each ss individually to write the names of the words. After the activity is finished T reads the words out loud and ss tick each one they have written down.


### INDIVIDUAL ACTIVITY

\* T can assign time limit for the activity to make the game more competitive. This option starts when you click **TIMER**.

Feel free to adopt the activities to suit your needs. Have fun!

 Go back to the index page

 Open the instructions

 Download the wordlists



[download link](#)

## *Terms of use*

By purchasing or downloading this file, you agree to the following:

- \* This product is for personal or classroom use only.
- \* No part of this document may be distributed, posted on the internet, sold or edited without permission of the author.
- \* You may not use any part of this resource to create another resource.
- \* You may share about the use of this resource on blogs and/or social media, but please credit the author and provide a link when possible.

*Thank you for respecting my copyright.*