


WHAT IF... CONDITIONALS DOMINO - TEACHER'S NOTES


HOW to use the set

The aim of these activities is to practice all conditional structures and help students feel more comfortable with this grammar.

* FINISH THE SENTENCE


T clicks  and shows the beginnings of the sentences that each S needs to finish on their own.


* CONDITIONAL DOMINO


Conditional domino: T clicks  and draws 2 pictures. SS create their own sentence based on the prompts. You can download the flashcards on the Activities page which you can use in the classroom in a similar way as a pair or group activity.


• VARIATIONS

Each of the activities can be adopted into a written exercise. T shows the beginning and ss write down the answer, or make a sentence based on 2 pictures.

At any time of the game, you can click  button to finish it and thank your students for their effort.

 go back to the index page

 restart the set

 draw a new card



[download link](#)

Terms of use

By purchasing or downloading this file, you agree to the following:

- * This product is for personal or classroom use only.
- * No part of this document may be distributed, posted on the internet, sold or edited without permission of the author.
- * You may not use any part of this resource to create another resource.
- * You may share about the use of this resource on blogs and/or social media, but please credit the author and provide a link when possible.

Thank you for respecting my copyright.