

## TENSES - MIXED PRACTICE - TEACHER'S NOTES

The aim of these activities is for students to extend their language practice making sentences in different tenses. The students can revise basic tenses as well as more problematic ones. The exercises aim to show differences between the tenses and their correct use. (tenses: present simple, present continuous, past simple, past continuous, present perfect, future simple, future continuous)

### \* WORD MIX

This exercise is a basic sentence formation in which ss are given 3 pieces of information necessary to create a complete sentence. The amount of extra information depends on the students. Ss can practice the formation of all structures - affirmative, negative and interrogative ones.

\* Click all three categories on top of the page and pick the elements for a s to create a sentence with. The s then makes a sentence according to the prompts.

### **Team challenge**

\* Select the prompts and ask the group to make a sentence. Ask the next group to decide if the sentence is correct or not. Assign a point to each group for a correct answer.


\* Select the prompts and ask the first team if they want to do it and earn the points or they want to pass the question on to the other team. Every correct answer is worth 1 point. You can also use a dice to determine the value of each sentence for the ss.


### \* 10-SECOND SENTENCE


The game may be played with or without a timer depending on the purpose of the exercise as well as the level of the ss. There is an unlimited number of combinations that can be created. The aim of the exercise is for ss to be as creative as possible in creating correct sentences based on the prompts. The game may be played individually but also in teams. If you want to make the game harder, use a timer to shorten ss' thinking time to 10 seconds.


\* Click **PLAY** to get the prompts and ask ss to make a correct sentence.


**Challenge:** click **PLAY** and later click the **SWITCH** prompt button. It will show the other time expressions that ss can use to modify the sentence they have originally created, but in different tenses.


 next example

 index page

 switch the prompt

 click to start the balloon effect

 reset the set

 This will take you to the **THANK YOU** page.

Feel free to adopt the activity to suit your needs. Have fun!



[download link](#)

## *Terms of use*

By purchasing or downloading this file, you agree to the following:

- \* This product is for personal or classroom use only.
- \* No part of this document may be distributed, posted on the internet, sold or edited without permission of the author.
- \* You may not use any part of this resource to create another resource.
- \* You may share about the use of this resource on blogs and/or social media, but please credit the author and provide a link when possible.

*Thank you for respecting my copyright.*