

## THE FAMILY - TEACHER'S NOTES

### **How to use the set**

The aim of these activities is to introduce, learn or review the 'family' vocabulary but also help students revise a lot of vocabulary and grammar that they have learnt so far such as Saxon Genitive, Present Simple, hobbies, likes and dislikes, everyday activities. The set gives ss a lot of possibilities to speak about family members, name the family members and practice spelling, ask questions and practice reading comprehensions and listening. T can choose between the activities to suit their needs for the lesson. The set can serve as a presentation of the vocabulary or organization of many fun reading or speaking activities. Many of the activities can be transformed into extra speaking practice or a written exercise.

### **Meet my Family**

This activity presents the family vocabulary and you can use it to demonstrate the relations between members of the family. Use it to elicit the vocabulary from ss who may know the vocabulary and practice the words. The cards include audio which you can use to practice pronunciation.

### **Match my Family / Writer my Family**

These two activities aim to check if ss remember the vocabulary presented earlier or simply verify if they already know it. The first activity is just a basic recognition and the other one checks spelling.

### **Read about my Family / Listen about my Family**

These two activities practice reading and listening skills and give students a lot of opportunity to understand the context and improve their practical skills. You can use these activities as more individual practice, however you can still encourage the students to do it together as a class activity.

### **Talk about my Family**

This activity gives students a lot of Saxon genitive practice. The students need to create correct sentences based on the prompts and the images on the right side. After they click the images, they have the correct answers. It's a perfect exercise to practice correct sentence formation and revise the family vocabulary.

### **Speak, speak, speak**

This slide gives students a lot of opportunities to practice their speaking again. The slide contains a lot of funny images with prompts with the name, the age, hobbies and everyday activities. The students get a lot of fun ideas which they can use in order to talk about the people. This activity gives students the extended speaking practice about the most basic things.

### **More reading about my family / More listening about my family**


These two activities aim to improve students understanding both of written and oral texts. The students simply need to understand all the information whether in a written or oral form and match the information to the charts. You can use them as extended reading and listening practice or as an additional homework activity.


### **Ask about my family 1 / 2**


The information gap activity helps students practice question formation and collecting the information. The set contains two different families and two different charts for collecting information. It is designed as a pair work activity; however, the teacher can use it as a full class activity as well. The activity includes asking questions about the name, the age as well as likes or dislikes and everyday activities.

## SYMBOLS AND NAVIGATION

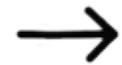
The symbols are represented by different icons but they have the same function

 go back to the index page

 check

 reshuffle the set

 undo

 next page

*Have Fun!!*



download link

## Terms of use

By purchasing or downloading this file, you agree to the following:

- \* This product is for personal or classroom use only.
- \* No part of this document may be distributed, posted on the internet, sold or edited without permission of the author.
- \* You may not use any part of this resource to create another resource.
- \* You may share about the use of this resource on blogs and/or social media, but please credit the author and provide a link when possible.

*Thank you for respecting my copyright.*